

Public Document Pack

Stacey Gilmour
Governance Officer
Direct : 020 8132 1383 or Ext 1383
E-mail: Stacey.gilmour@enfield.gov.uk

SAFER NEIGHBOURHOOD BOARD

**Tuesday, 19th September, 2023 at 7.00 pm in the Council Chamber,
Civic Centre, Silver Street, Enfield, EN1 3XA**

Membership: (Please see attached list)

AGENDA

1. WELCOME & APOLOGIES

2. CHAIRS FEEDBACK

Tim Fellows (Chair) to present.

Feedback also to be provided:

- Stop & Search monitoring group
- CCTV Monitoring group
- How CAPE's are functioning

3. MINUTES OF PREVIOUS MEETING (Pages 1 - 4)

To agree the minutes of the Safer Neighbourhood Board meeting on the 7th March 2023.

4. SSCB PERFORMANCE MANAGEMENT - MONITORING UPDATE (Pages 5 - 44)

To receive the report of Andrea Clemons, Head of Community Safety and Rebecca Barnett, Community Safety Intelligence Officer.

5. DATES OF FUTURE MEETINGS

To note the dates of future meetings as follows:

Wednesday 29 November 2023
Wednesday 6 March 2024

Members of Safer Neighbourhood Board

- *SNB Chair - Tim Fellows
- *SNB Secretary - Alok Agrawal
- *SNB Vice-Chair – Glenn Breslin
- *SNB Vice-Chair - Janet Marshall
- *SNB Treasurer - Vacancy
- *Adrian Bishop-Laggett (FERAA)
- *Vicky Dungate (Enfield Racial Equality Council)
- *Vacancy (Disability Representative)
- *Vacancy (Business Representative)
- *Leena Parkar (PEP Member) Parent Champion
- *(EYP Representatives)
- *Rasheeda Ali-Sevaratnam (Independent Advisory Group (IAG))
- Kelly Brown (Victim Support Representative)

Councillors: Gina Needs and Emma Supple

***CAPE Chairs**

- *Gillian Yeung (Bowes CAPE)
- *Glenn Breslin (Bush Hill Park CAPE)
- *Vicky Pite (Chase CAPE)
- *Simone Strauss (Cockfosters CAPE)
- *Janet Marshall (Edmonton Green CAPE)
- *Revd Ian Gallagher (Enfield Highway CAPE)
- *Laraine Hodgson (Enfield Lock CAPE)
- *Peter Claxton (Grange CAPE))
- *Eddie Fraser (Haselbury CAPE)
- *David Cockle (Highlands CAPE)
- *Simon Tweedy (Jubilee CAPE)
- *Jany Badoye (Lower Edmonton CAPE)
- *Adrian Bishop-Laggett (Palmers Green CAPE)
- *Maria Aciyan (Ponders End CAPE)
- *Carole Shuttle (Southbury CAPE)
- *Dionne John, Hannah Newton (Southgate CAPE)
- *Alok Agrawal (Southgate Green CAPE)
- *Irene Wilson (Town CAPE)
- *Vacancy (Turkey Street CAPE)
- *Vacant (Upper Edmonton CAPE)
- *Jon Appleby (Winchmore Hill CAPE)

Other Interested Parties: - (who are not SNB Members)

Borough Commander Caroline Haines
Superintendent Rhona Hunt
Chief Inspector Karl Curran
Inspector Scott Mason
Inspector Erica Crawshaw
Sergeant Monika Maleka
A/Inspector Farhan Asghar (Neighbourhoods Enfield)
Havana Wellings-Longmore (MOPAC)
Irene Wilson (Willow Road Residents)

Andrea Clemons (Head of Community Safety)
Councillor Gina Needs (Cabinet Member Community Safety and Cohesion)
Councillor Rick Jewell (Cabinet Member for Environment)

*=Parties with voting rights. Please note support officers and advisors do not hold voting rights.

This page is intentionally left blank

SAFER NEIGHBOURHOOD BOARD - 7.3.2023**MINUTES OF THE MEETING OF THE SAFER NEIGHBOURHOOD BOARD HELD ON TUESDAY, 7TH MARCH, 2023**

MEMBERS: Councillor Gina Needs, Councillor Stephanos Iannou, Janet Marshall, Alok Agrawal, Glenn Breslin, Rasheed Sadegh-Zadeh, David Cockle, Hannah Newton, Stephen Elston, Chief Inspector Karl Curran, PC Farhan Asgar)

1. WELCOME & INTRODUCTIONS

The Chair welcomed everyone to the meeting and introductions were made.

2. APOLOGIES

Apologies were received from; Tim Fellows, Cllr Emma Supple, substituted by Cllr Stephanos Ioannou, Superintendent Rhona Hunt, Simone Strauss (Cockfosters Cape), Vicky Pite (Chase Cape), Eddie Fraser (Haselbury Cape), Irene Wilson (Town Ward).

3. CHAIRS FEEDBACK

This has been a period with a lot of activity happening across the borough, with some positive results.

In the last quarter he attended the Hate Crime Case Management Panel twice, Gold Group Meeting, Safer & Stronger Communities Board, Hate Crime Forum, Whitewebbs CAPE, Crime Scrutiny Panel and two LCP meetings.

The Chair also met with the newly appointed LGBT SPOC for North Area, Rebecca Dunleavy and Sam Balch the NA Faith Officer.

Chief Inspector Karl Curran clarified that Superintendent Rhona Hunt is not leaving Enfield. The Chair welcomed the soon start of Supt Simon Beardwell to the borough.

Stop & Search Monitoring Group

Janet Marshall (SNB Vice Chair) provided a brief overview, updating members on the recent meetings she had attended. The group have been looking into their terms of reference to see what needs changing to improve Enfield. The group have been focusing on getting NFA's down, which is currently at 75% across the Met.

CCTV Monitoring Group

Janet explained how she monitors the Claverings site CCTV independently which she can go into at any time unannounced. There is no security passes on the premises at present. Janet is due to make another visit soon to check the progress on security passes.

SAFER NEIGHBOURHOOD BOARD - 7.3.2023

How CAPE's are functioning

Attendance has been low since Covid. New members do not turn up to meetings, and some Councillors come and want to take over. The Cape Chairs commented that councillors need to be made aware of their role at a CAPE. It was suggested to trial a hybrid meeting so more people could attend, and to look at the time the meeting is held.

Chief Inspector Karl Curran confirmed all police officers are going to be issued a work mobile so will be easier to get in contact with. Staff rotations are gone which will provide each ward more stability and provide neighbourhood policing.

ACTIONS:

Members to be made aware of their role in CAPE

Share map with ward contact details of Police Officers (**Chief Inspector Karl Curran**)

4. MINUTES OF PREVIOUS MEETING

AGREED the minutes of the meeting held on 29 September 2022.

5. PARTNERSHIP & COMMUNITY POLICING

Chief Inspector Karl Curran presented this item highlighting the following key points.

The Met's turn around plan involves creating more trust, less crime, and High standards by being more effective, fairer, and responsive. A link has been sent to the Board to provide any feedback. The police recognised the criminal offences by officers are part of the reason for the Met needing to transform and know the service to London across a range of other areas also needs to improve.

The Met is putting a focus on neighbourhood crimes, creating more proactive units, while delivering high standards. The police aim to keep the public safe while protecting the most vulnerable in targeted high-volume areas.

Neighbourhood policing will involve all wards having 2 DWO's and a PCSO in line with the ward boundary changes and uplift of 2 wards for Haringey. As of mid-February all wards in Enfield will be up to their allocated DWO numbers, expect for one officer. Enfield is receiving new PCSO's and currently short of 2 PCSO's.

Members of the Board commented they were pleased with the Met's Plans and believe they are heading in the right direction.

SAFER NEIGHBOURHOOD BOARD - 7.3.2023

Members commented that although a technical resource is coming for CAPE's to be virtual, the expectation should remain that people attend in person, but with an availability for when necessary to join remotely.

High level crime data has shown in the last three months that violence is down by 7.1%, robbery has gone up 5.8% and burglary has gone down by 16.8%.

Cllr Gina Needs, cabinet member for Community Safety & Cohesion commented that the police have been engaging with the community by coming to events and engagement days. Members were welcome to email Cllr Needs if there was a particular CCTV camera they wanted checked.

Cllr Stephanos commented that he found the presentation very useful and insightful.

6. DATES OF FUTURE MEETINGS

NOTED that the dates of future meetings will be confirmed following Annual Council.

Members requested that there not be a meeting held in December.

This page is intentionally left blank



London Borough of Enfield

Report Title	<i>Performance Report</i>
Report to	<i>Crime Scrutiny 12th September</i>
Date of Meeting	
Cabinet Member	<i>Cllr Gina Needs</i>
Executive Director	<i>Tony Theodoulou</i>
Report Authors	<i>Rebecca Barnett/ Andrea Clemons</i>
Ward(s) affected	
Classification	<i>Part 1</i>
Reason for exemption	N/A

Purpose of Report

1. To provide an update on the most current crime data

Main Considerations for the Panel

2. To note changes to local crime and ASB

Background and Options

3. Performance data is provided against each of the priorities of the Safer and Stronger Communities Board Plan.

Relevance to Council Plans and Strategies

4. Safer and Stronger Communities Board Community Safety Plan 2022-25

Report Author: Rebecca Barnett/ Andrea Clemons
Community Safety Intelligence Officer/ Head of Community
Safety

Appendices

Performance data

Background Papers

None

Performance Report for Scrutiny

Summary



Total Notifiable Offences* in Enfield have decreased by 2.2% in the year ending July 2023 when compared to the previous 12 months. London saw a 5.0% increase over the same period.

Robbery offences in Enfield have decreased by 4.4% in the 12 months ending July 2023, with a 5.6% decrease seen in robbery of personal property.

The number of Violence Against the Person offences in Enfield decreased by 2.0% with violence with Injury (Non DA) offences increasing slightly by 0.6%.

Drug Offences in Enfield have decreased by 18.2% up to July 2023. In the same period, possession of drug offences has decreased by 42.9%. London has seen a decrease in both drug offences (-13.3%) and drug possession offences (-23.2%).

Sexual Offences and Rape offences have decreased in Enfield up until the end of July 2023 by 3.0% and 11.9% respectively. In London over the past 12 months sexual offences have decreased by 4.2% and Rape offences have also decreased by 3.9%.

Theft From a Motor Vehicle in Enfield has reduced by 4.4% in Enfield while theft or taking of a motor vehicle has increased by 13.0%. In the same period London has also seen a 3.6% decrease in theft from motor vehicle offences and a 8.7% increase in theft or taking of a motor vehicle.

Knife Crime offences in Enfield increased by 3.2% and by 19.8% in London. Knife crime with injury offences in Enfield decreased by 16.0% while an 8.1% increase was reported in London in the same period.

Domestic abuse incidents have increased in Enfield by 2.3% in the 12-month period to July 2023.

** Due to changes in accessing data some crime categories have not been included.*

The overall performance of Enfield's SSCB priorities compared to London in the year to end of June 2023

Crime Category KPI's	Enfield			London		
	August 2021 - July 2022	August 2022 - July 2023	Enfield % Change	August 2021 - July 2022	August 2022 - July 2023	London % Change
Violence Against the Person Offences	9540	9353	-2.0%	241962	245586	1.5%
Non-Domestic Abuse VWI Offences	2907	2923	0.6%	77265	78518	1.6%
Knife Crime Offences	569	587	3.2%	11783	14114	19.8%
Knife Crime with Injury Offences	156	131	-16.0%	3411	3686	8.1%
Robbery of Personal Property Offences	916	865	-5.6%	24263	28104	15.8%
ASB	8190	7682	-6.2%	233869	210240	-10.1%
Gun Crime Offences	62	66	6.5%	1348	1498	11.1%
Knife Crime With Injury Non DA Victims under 24	61	56	-8.2%	1219	1344	10.3%
Residential Burglary Offences	1688	1459	-13.6%	39442	37976	-3.7%
Hate Crime Offences	766	643	-16.1%	25656	24316	-5.2%
Drug Offences	1536	1257	-18.2%	46555	40374	-13.3%
Drug Possession Offences	1241	709	-42.9%	39538	30359	-23.2%
Theft from a Motor Vehicle	3075	2939	-4.4%	65251	62932	-3.6%
Theft or Taking of a Motor Vehicle	1749	1976	13.0%	30453	33106	8.7%
Domestic Abuse Incidents	3994	4086	2.3%	96251	96911	0.7%
Domestic Abuse VWI Offences	919	1049	14.1%	22722	23655	4.1%
Sexual Offences	844	819	-3.0%	25592	24509	-4.2%
Rape Offences	352	310	-11.9%	9345	8977	-3.9%
TNO	30730	30056	-2.2%	854390	897097	5.0%

Priority 1: Tackling violent crime in all its forms

Violence Against the Person Offences and Non-Domestic Abuse Violence with Injury Offences



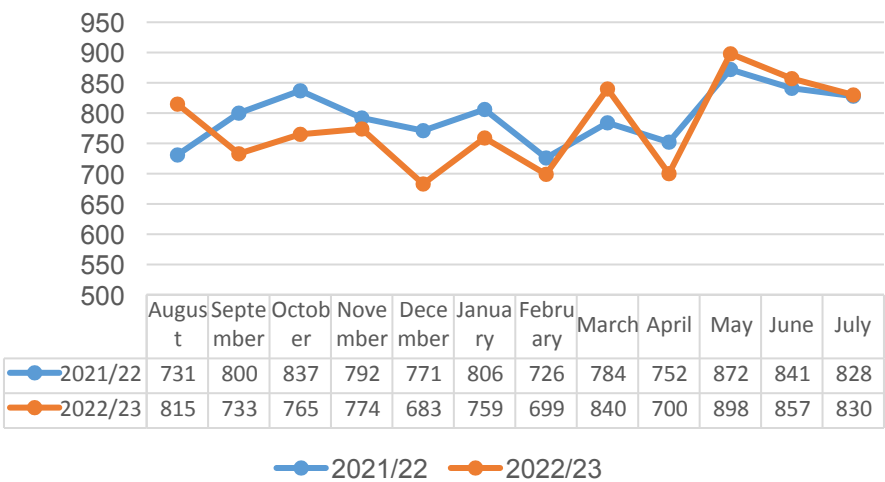
Violence Against the Person Offences

In the year ending July 2023 there were a total of **9,353 Violence Against the Person offences (VAP)** recorded in Enfield, compared with 9,540 offences the previous year. This equates to an **decrease of 2.0%, a difference of 187 less offences**.

London saw an increase of **1.5%** in the same period, from **241962** offences in 2021/22 to **245586** in 2022/23.

The graph below highlights that the winter months in 2022 saw fewer cases when compared to the same period in 2021. Both March 2023 and May 2023 saw a higher number of offences compared to the previous year with 840 and 898 offences, respectively. There has been a slight decrease in the volume of VAP offences since May 2023 which reflects the same pattern seen in 2022.

Number of Violence Against the Person offences



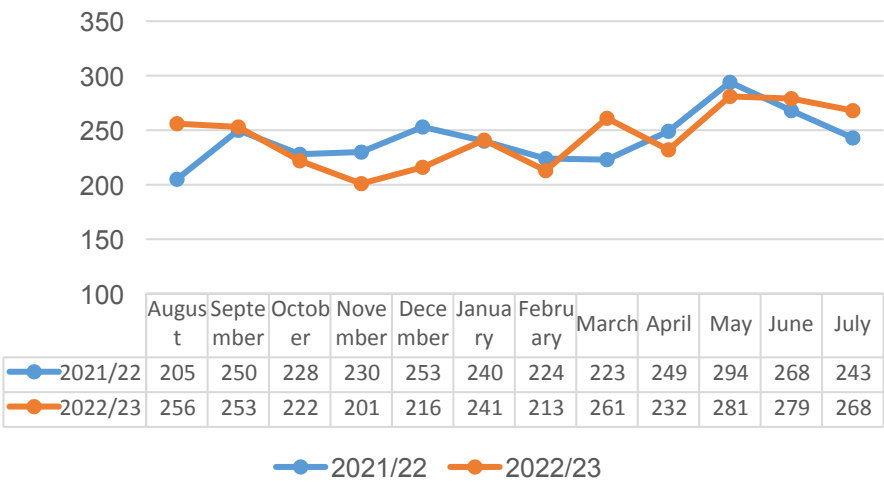
Non-Domestic Abuse Violence with Injury Offences

In the year ending July 2023 there were 2,923 Non-Domestic Abuse Violence with Injury offences recorded in Enfield. This is a 0.6% increase on the 2,907 offences recorded in the previous year.

In London, there was an increase of 1.6% over the same period.

Enfield experienced a drop in cases during the winter months in 2022. March 2023 saw a higher level of offences when compared to March 2022 (a difference of 38 offences). July 2023 reported 268 violence with injury offences.

Number of Violence with Injury offences



1. Violence Against the Person Offences (VAP) includes Minor Categories of Assault with Injury, Common Assault, Harassment, Murder (Homicide), Offensive Weapon, Other Violence and Wounding/GBH. All VAP offences include domestic and non-domestic related assaults.

Priority 1: Tackling violent crime in all its forms



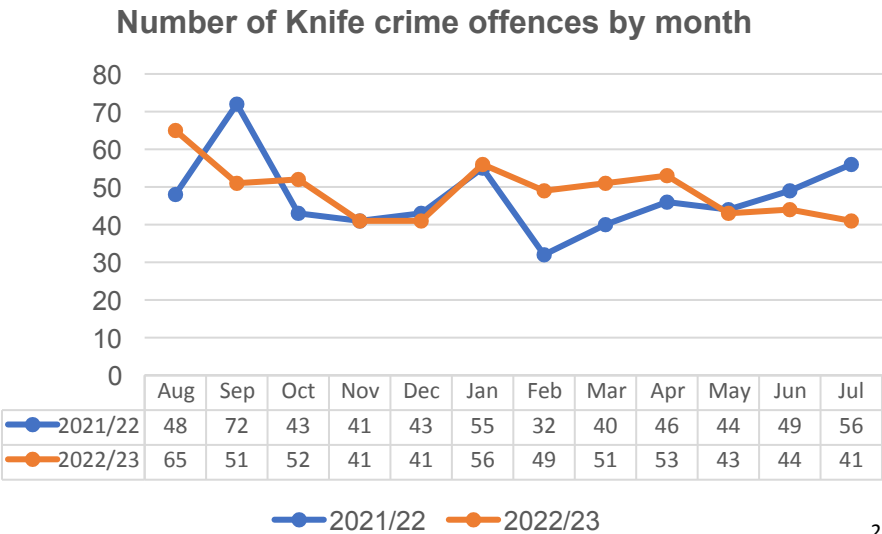
Knife Crime Offences and Knife Crime with Injury Offences

Knife Crime Offences ²

In the year ending July 2023, Knife Crime in Enfield has increased **by 3.2%**, compared with the previous year. There were 18 more offences recorded with 587 in the 12 months to July 2023, compared with 569 in the previous 12 months.

September 2021 reported the highest number of knife crime offences with 72 offences, 21 more offences compared to September 2022. The winter months (October to December) showed lower volumes of knife crime offences. February to April 2023 saw a much higher level of offences when compared to the same period in 2022. However, since May 2023 there has been a decrease in the volume of offences when compared to the previous year.

London experienced a **19.8% increase** in the year ending July 2023.

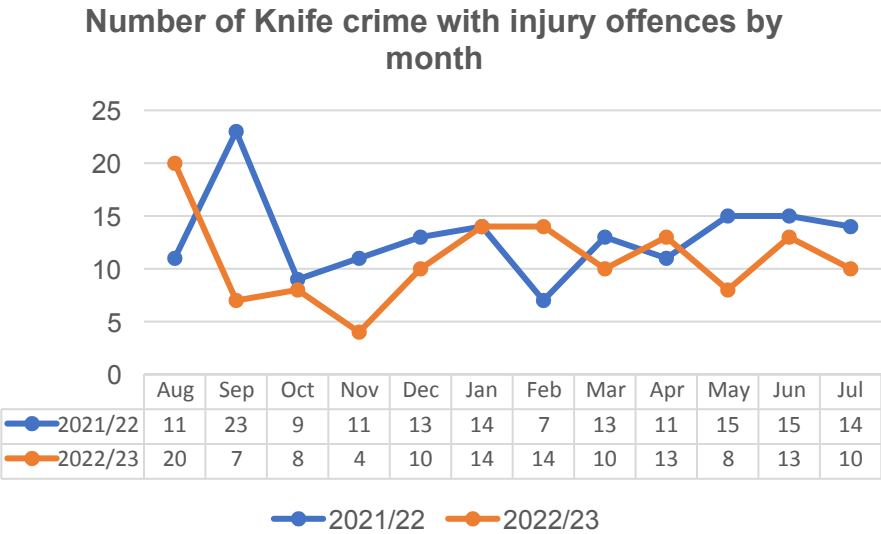


Knife Crime with Injury Offences

In the year ending July 2023, Knife Crime with Injury offences saw a **16.0% decrease**, with 131 recorded offences.

The graph below shows that Enfield had the highest number of knife crime with injury offences recorded in September 2021. July 2023 reported 10 offences, 4 less than in July 2022.

London experienced an **increase of 8.1%** in the same period.



Knife crime is defined in as an offence of homicide, attempted murder, assault with intent to cause harm, assault with injury, threats to kill, sexual offences (including rape) and robbery or where a knife or sharp instrument has been used to injure, used as a threat, or the victim was convinced a knife was present during the offence.

Priority 1: Tackling violent crime in all its forms



Robbery of Personal Property and Gun Crime

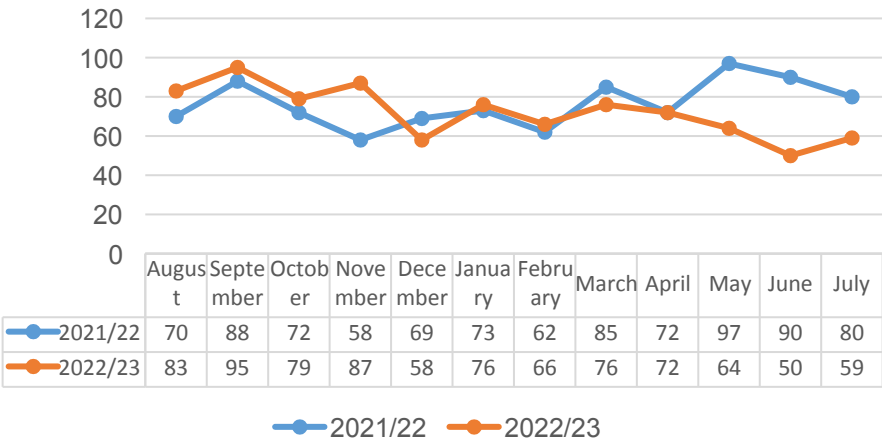
Robbery of Personal Property

Enfield has seen a **5.6% decrease** of robbery of personal property offences in the year ending July 2023 (865 offences in 2022/23, 916 offences in 2021/22).

The highest number of personal robbery offences occurred in May 2022 with 97 offences. November 2022 saw more offences compared to the same period in 2021. From March 2023 the number of reported personal robbery offences has decreased. July 2023 has seen an increase of 9 offences when compared to June 2023 however the volume remains much lower compared to the previous year.

In London, the number of Robbery of personal property offences has increased by 15.8% in the same period, from 24,263 in 2021/22 to 28,104 in 2022/23.

Number of Robbery (Personal Property) Offences by month



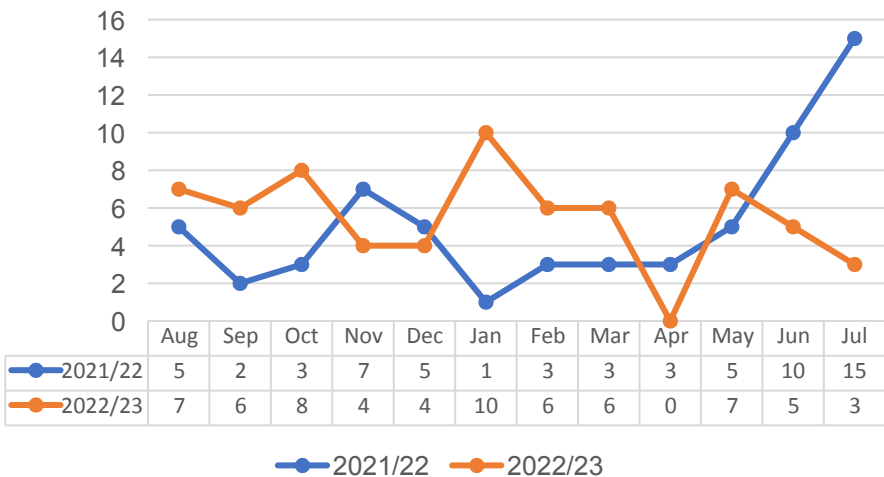
Gun Crime ³

Gun crime offences in Enfield **increased by 6.5%**, with 66 offences recorded in 2022/23 compared to 62 offences in 2021/22.

Gun crime offences increased quite dramatically in June and July 2022 with 10 and 15 offences, respectively. January 2023 reported 10 offences, a much higher volume when compared to 1 offence reported in January 2022. February and March 2023 saw a higher volume of gun crime offences compared to the previous year however 0 offences were recorded in April 2023. May 2023 reported 2 offences higher than in May 2022 however June and July 2023 have recorded much lower volumes compared to 2022.

London also experienced an **increase of 11.1%** in the same period. In the capital, there were 1,348 offences in 2021/22 and 1,498 in 2022/23.

Number of Gun crime offences by month



³ Gun Crime is defined as an offence where a Firearm has been fired, any Firearm has been used as a blunt instrument to cause injury to a person, a Firearm has been intimidated and the victim was convinced a weapon was present or a Firearm has been used as a threat.

[1] Serious Youth Violence is defined as 'any offence of most serious violence or weapon enabled crime, where the victim is aged 1-19' i.e. murder, manslaughter, robbery, rape, wounding with intent and causing grievous bodily harm.

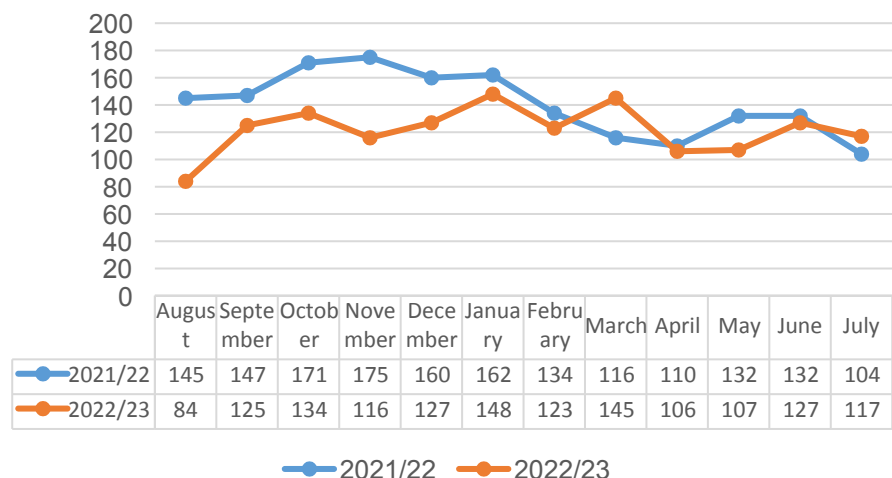
Due to changes in crime categories and availability of data, it has not been possible to gather the data for this category.

The Metropolitan Police are currently replacing the Serious Youth Violence crime category. It will be replaced by the new crime category Teen Violence.

Of the 2,036 burglaries reported in Enfield in the 12 month period to July 2023, there were 1,459 Residential Burglaries. Compared with the previous year, **this is a 13.6% decrease**.

From August 2022 to February 2023, Enfield has seen a significantly lower level of burglary offences when compared to the same period the previous year. However, March 2023 saw a spike in burglary offences with an increase of 29 cases compared to March 2022. Since March 2023, levels appear to reduce with May 2023 reporting 24 less offences when compared to May 2022. However, July 2023 has reported 13 more offences compared to July 2022.

Number of Domestic Burglary offences



	Aug-22	Sep-22	Oct-22	Nov-22	Dec-22	Jan-23	Feb-23	Mar-23	Apr-23	May-23	Jun-23	Jul-23	Total
Brimsdown	8	11	7	8	14	14	11	10	8	9	9	11	120
Enfield Lock	4	3	9	9	10	6	14	12	5	10	7	11	100
Lower Edmonton	4	7	6	8	7	8	5	16	15	6	8	8	98
Upper Edmonton	6	9	8	5	7	3	9	9	8	13	8	1	86
Edmonton Green	6	12	8	6	2	8	7	4	6	5	7	13	84
Haselbury	5	8	8	5	5	9	3	9	4	6	7	6	75
Jubilee	6	5	7	10	2	6	6	8	3	4	9	6	72
Ponders End	5	7	4	1	6	10	4	6	7	4	11	4	69
Whitewebbs	4	8	9	4	10	7	5	4	4	0	8	5	68
Bush Hill Park	2	7	4	7	1	7	12	5	3	3	4	5	60
Bullsmoor	1	7	6	5	5	4	6	3	7	5	3	1	53
Cockfosters	5	1	6	7	5	4	6	9	5	2	2	0	52
Southbury	4	3	4	6	4	6	3	2	6	3	6	5	52
Palmers Green	1	5	7	4	4	7	0	4	3	3	4	7	49
Town	3	6	4	2	2	2	3	5	3	6	5	7	48
Arnos Grove	4	4	7	2	4	4	1	3	2	7	6	2	46
Highfield	0	2	4	5	5	7	5	3	4	3	5	2	45
Carterhatch	6	2	4	0	6	7	4	5	1	3	2	3	43
Southgate	0	4	1	6	9	3	2	3	2	4	4	3	41
New Southgate	5	2	2	3	2	6	3	7	3	0	2	3	38
Ridgeway	1	1	7	4	5	3	4	1	0	1	2	6	35
Winchmore Hill	0	4	3	4	6	2	2	2	2	1	2	1	29
Oakwood	2	1	3	2	1	5	4	2	1	0	2	5	28
Grange Park	1	4	2	0	3	2	0	1	2	5	3	1	24
Bowes	0	2	0	2	2	4	3	1	1	4	1	1	21

The top 5 safer neighbourhood areas for residential burglary in 2022/23 were: Brimsdown, Enfield Lock, Lower Edmonton, Upper Edmonton and Edmonton Green. Brimsdown reported 14 offences in December 2022 and January 2023. This area also reported 11 offences in July 2023 alongside Enfield Lock. There were 13 offences reported in Edmonton Green in July 2023.

*not all domestic burglaries disclosed a safer neighbourhood area location



	Enfield		%	London		%
	August 2021 - July 2022	August 2022 - July 2023		August 2021 - July 2022	August 2022 - July 2023	
Racist and Religious Hate Crime	674	574	-14.8%	21770	20704	-4.9%
Homophobic Hate Crime	93	60	-35.5%	3768	3409	-9.5%
Disability Hate Crime	13	14	7.7%	594	593	-0.2%
Transgender Hate Crime	10	14	40.0%	420	458	9.0%

Hate Crime offences **decreased by 16.1 % in the year ending July 2023** recording 643 offences, compared with 766 the previous year. **London saw a 5.2% decrease** over the same period.

The highest number of hate crime offences occurred in March and July 2022 reporting 80 offences. March 2023 saw an increase in the number of recorded offences, 26 more offences compared to February 2023. However since March 2023 the volume of offences has continued to decrease. July 2023 reported 61 offences, 19 fewer offences compared to July 2022.

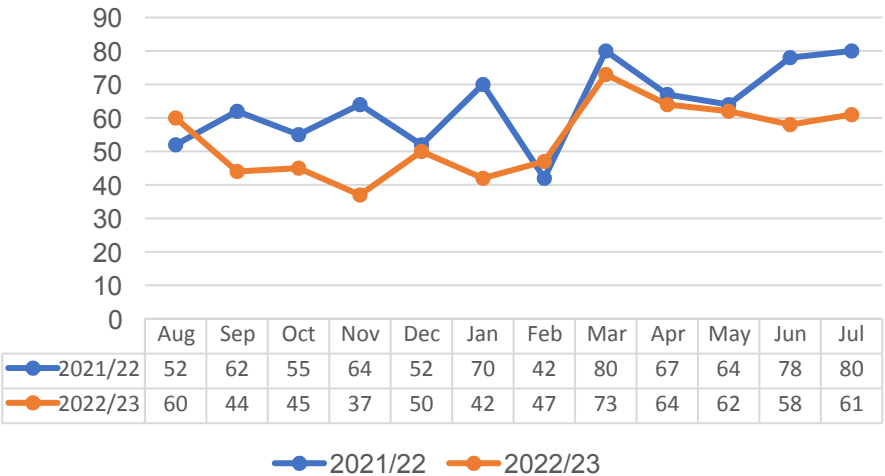
Racist and religious hate crimes form the majority of hate crime reported in the borough. Both **Enfield and London saw a reduction in Racist and Religious Hate Crime.**

Homophobic hate crime has seen a 35.5% reduction in Enfield. London has also seen a 9.5% decrease in this reported hate crime.

There has been 7.7% increase in disability hate crime recorded in Enfield. London has seen a slight decrease of 0.2% in this hate crime.

There has been 14 Transgender Hate Crime offences reported in Enfield 2022/23 compared with 10 reported in 2021/22, an increase of 40.0%. London also saw an increase of 9.0% in this hate crime.

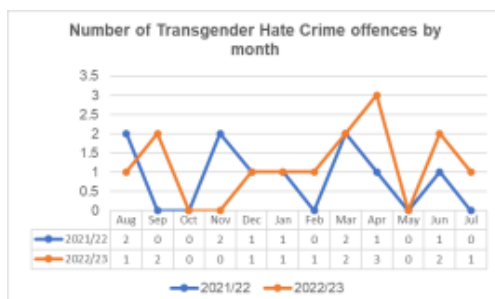
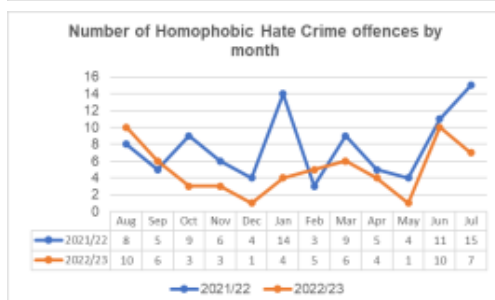
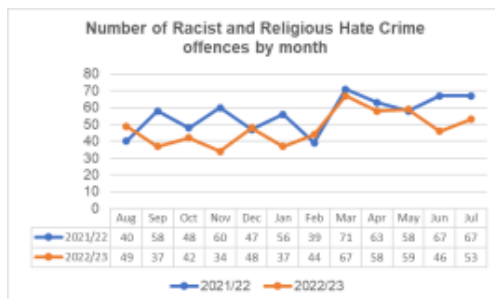
Number of Hate Crime offences by month



Priority 4: Promoting Cohesion and Tackling Hate Crime

The charts identify the number of offences by hate crime subcategory between August 2021 and July 2023. There were fewer Racist and Religious hate crimes reported between September 2022 and January 2023 when compared to the same period the previous year. June and July 2023 also report much lower levels compared to the same period the previous year.

The table below indicates the number of Racist and Religious hate crime offences at safer neighbourhood team area. Upper Edmonton area had the highest number of recorded offences of Racist and Religious hate crime with 63 cases occurring between August 2022 and July 2023. August 2022 reported a significantly higher number of cases in Upper Edmonton compared to any other neighbourhood area with 15 cases reported. Enfield Lock reported 9 offences in July 2023.

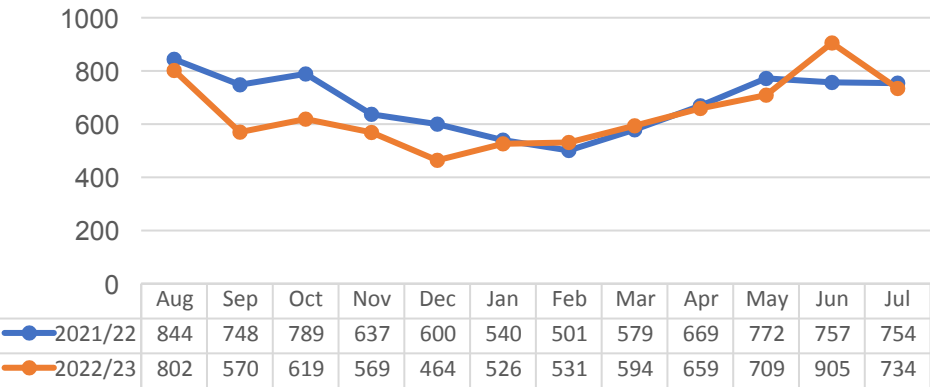


	Aug-22	Sep-22	Oct-22	Nov-22	Dec-22	Jan-23	Feb-23	Mar-23	Apr-23	May-23	Jun-23	Jul-23	Total
Upper Edmonton	15	2	3	5	7	2	4	5	5	9	3	3	63
Ponders End	6	3	2	0	3	6	5	3	4	5	5	5	47
Town	0	1	3	2	1	2	10	3	5	3	6	5	41
Brimsdown	6	6	4	4	1	5	3	1	1	4	1	4	40
Bullsmoor	7	3	1	1	3	2	1	3	3	3	5	3	35
Enfield Lock	0	3	0	6	2	1	1	4	3	1	4	9	34
Carterhatch	1	3	0	2	2	3	2	1	6	5	3	2	30
Edmonton Green Town Centre	1	4	1	2	3	4	1	1	7	2	3	0	29
Whitewebbs	0	0	0	2	3	2	2	5	3	4	2	4	27
Haselbury	1	4	1	0	0	0	5	7	1	0	4	2	25
Jubilee	0	3	3	0	3	0	2	5	4	1	2	2	25
Ridgeway	1	2	2	1	4	3	0	5	2	1	0	4	25
Southbury	3	1	2	0	1	2	2	3	3	1	4	3	25
Edmonton Green	7	1	2	1	1	1	1	2	4	1	1	1	23
Palmers Green	1	0	2	2	0	0	6	2	2	2	1	3	21
Bowes	3	4	0	3	3	1	1	1	0	2	1	0	19
Cockfosters	0	0	1	1	2	3	0	3	3	2	2	2	19
Lower Edmonton	1	2	1	2	5	0	0	2	0	3	1	0	17
Grange Park	0	0	7	0	0	0	0	2	0	0	4	1	14
Arnos Grove	1	0	1	2	2	1	0	1	0	0	3	2	13
Bush Hill Park	1	2	1	1	0	0	0	1	0	7	0	0	13
Highfield	1	1	1	0	0	0	0	2	3	1	0	2	11
New Southgate	0	0	1	0	0	1	1	3	0	0	1	1	8
Southgate	1	0	1	0	1	2	1	0	0	1	0	1	8
Winchmore Hill	0	0	0	0	0	0	0	2	0	2	0	2	6
Oakwood	0	0	2	0	0	0	1	0	0	0	0	1	4

Priority 5: Dealing with Anti-Social Behaviour

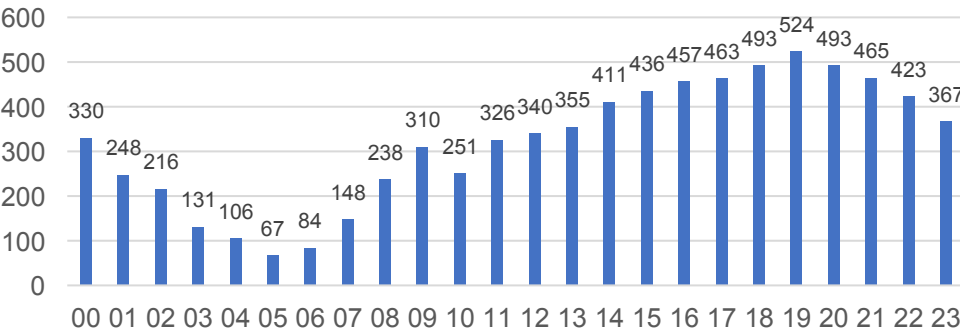


Number of ASB offences by month



2021/22 2022/23

Number of ASB offences by time

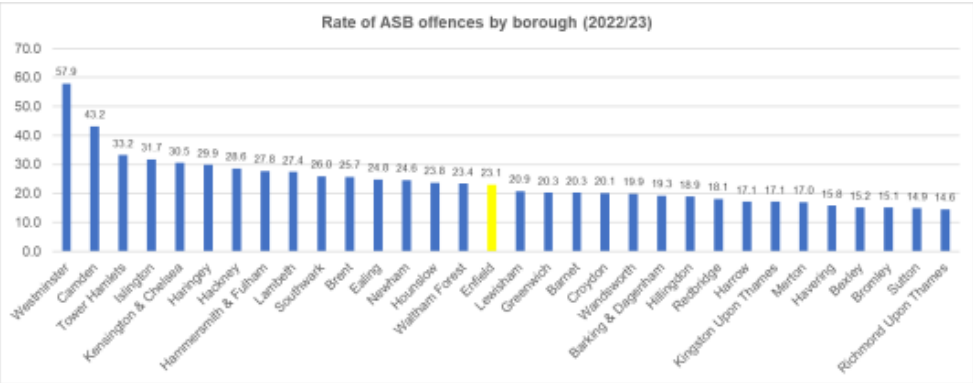
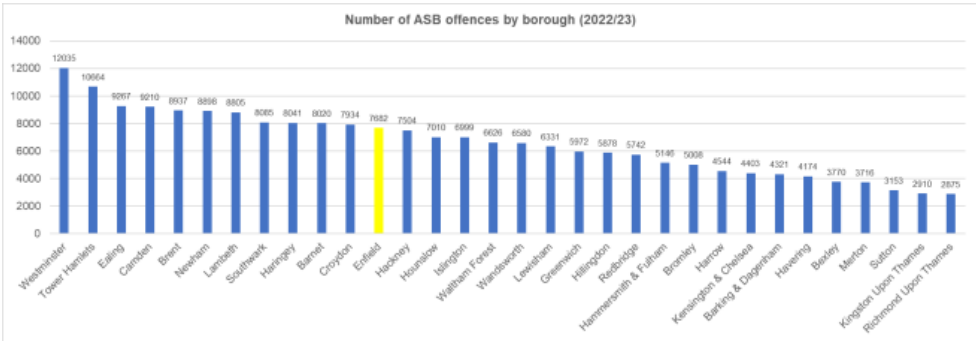


In Enfield the number of reported ASB offences increases over the day time with 7pm reporting the highest number of ASB offences (524). ASB offences were low during the night time and early hours of the morning (1:00 AM to 7:00AM).

Enfield saw a 6.2% decrease in ASB offences from the year ending July 2023 compared to the previous 12 months. (8,190 offences in 2021/22 and 7,682 offences in 2022/23). London saw a 10.1% decrease in ASB offences compared to previous year (233,869 offences in 2021/22 and 210,240 offences in 2022/23).

Since January 2023 there has been an increase in the number of reported ASB offences in Enfield with June 2023 recording the highest number of ASB offences (905). It is possible that the increased daylight hours and good weather in the summer months provides more opportunities for social gatherings which may contribute to an increase in reported ASB offences. December 2022 reported the lowest number of ASB offences (464), again likely to be affected by the weather and shorter daylight hours. August to December 2021 saw higher levels of reported ASB compared to the same period in 2022.

Enfield ranks 12th highest when comparing the volume of reported ASB offences compared to the other 32 London boroughs.



However when taking into account the populations within each borough, Enfield ranks 16th highest for the rate of ASB offences when compared to the other London boroughs.

Priority 5: Dealing with Anti-Social Behaviour

Police Recorded ASB Calls in Enfield													
Enfield ASB Call Categories	Aug-22	Sep-22	Oct-22	Nov-22	Dec-22	Jan-23	Feb-23	Mar-23	Apr-23	May-23	Jun-23	Jul-23	Total
Rowdy Or Inconsiderate Behaviour	388	304	305	271	242	271	264	299	346	381	457	352	3880
Rowdy / Nuisance Neighbours	121	91	76	84	67	80	94	93	105	122	163	124	1220
Veh Nuisance / Inappropriate Use	83	52	56	59	41	39	42	54	60	62	82	86	716
Noise	64	29	25	20	21	16	19	23	42	34	50	38	381
Begging / Vagrancy	20	12	17	22	11	17	26	16	15	17	11	26	210
Trespass	12	7	19	12	10	14	13	20	19	18	22	22	188
Drug Related	23	22	10	6	12	13	15	12	11	9	30	22	185
Veh Abandoned - Not stolen	13	11	9	21	8	17	14	19	14	18	17	9	170
Fireworks	1	2	42	21	5	11	2	1	0	0	2	0	87
Littering / Drugs Paraphernalia	1	1	10	5	8	8	2	8	7	6	7	8	71
Prostitution Related Activity	11	3	3	7	2	0	3	7	4	4	7	6	57
Prejudice - Racial	8	3	4	1	5	2	2	8	2	5	8	5	53
Drugs Offence	7	2	4	3	4	6	5	4	1	7	2	4	49
Animal Problems	0	2	6	5	4	0	8	3	1	6	4	4	43
Alcohol	0	2	2	5	2	3	2	2	3	3	3	1	28
Total	752	543	588	542	442	497	511	569	630	692	865	707	7338

The table above shows the top 15 ASB call categories for Enfield during the 12 month period to July 2023. The highest number of ASB calls were in relation to Rowdy Or Inconsiderate Behaviour with 3,880 calls reported to the Police. June 2023 saw the highest number of rowdy or inconsiderate behaviour with 457 offences reported. The top three ASB call types in the table show higher levels of offences reported in the summer months compared to the winter months. This follows a seasonal pattern where good weather and increased daylight hours provide more opportunity for social gatherings where these types of anti social behaviour are likely to occur. Conversely, the highest number of firework related ASB offences are reported in the winter months (October and November 2022, January 2023).

*Not all ASB offences have a sub offence recorded.

Priority 6: Drugs (Driver for violent crime)



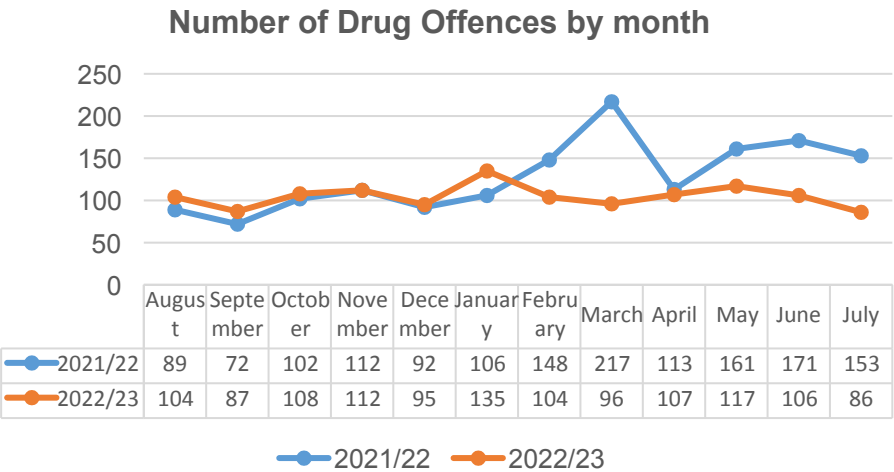
Drug Offences, Drug Possession Offences, Drug Trafficking Offences

Drug Offences

Enfield has seen a **18.2% decrease** in the number of drug offences to the year ending July 2023 (1,536 offences in 2021/22, 1,257 offences in 2022/23). This is a reduction of **279** offences.

March 2022, saw the highest volume of drug offences with 217 incidents recorded. May to July 2022 saw a high level of recorded drug offences with levels tailing off from August 2022 and into the winter months. January 2023 saw a slight increase in the number of reported offences (29 more offences compared to January 2022), however levels have remained stable with a much lower volume compared to the previous year from February 2023 onwards. July 2023 reported 67 less offences than in July 2022.

In London, the number of drug offences reported **decreased by 13.3%** in the same period.

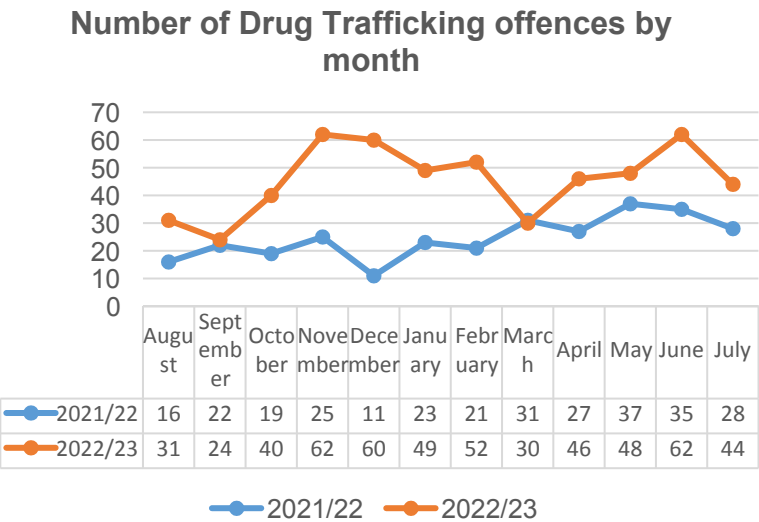


Drug Possession Offences

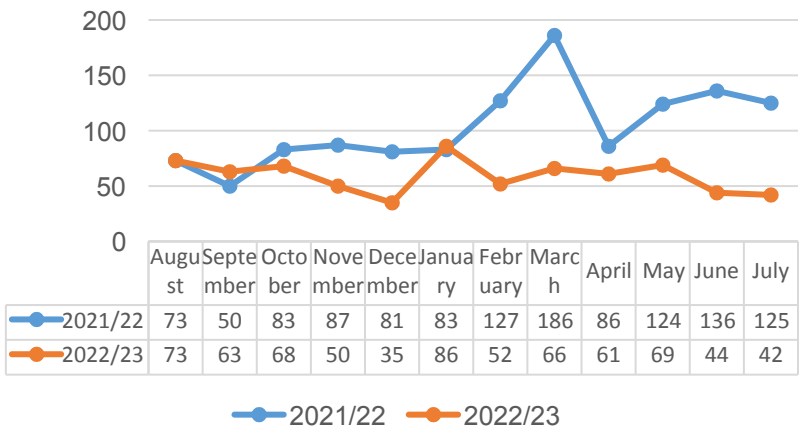
Drug Possession offences in Enfield **decreased by 42.9%**, reporting 709 offences in the year to July 2023, compared with 1,241 offences in the previous year.

January to March 2022 saw a big increase in the number of possession of drugs offences. The number of reported offences is at a much lower level in 2022/23 compared to 2021/22. July 2023, saw 83 less reported offences when compared to July 2022.

London experienced a **reduction of 23.2%** over the same period.



Number of Possession of Drugs offences by month



Drug Trafficking Offences

Drug Trafficking offences in Enfield have increased by **85.8%** in the year to July 2023 when compared with the previous year (295 offences in 2021/22, 548 offences in 2022/23).

London has also seen a **42.7%** increase in the same period.

Since September 2022, the number of reported drug trafficking offences has increased. July 2023 reported 16 more offences when compared to July 2022.

Priority 7: Tackling Vehicle Crime

Theft From a Motor Vehicle and Theft or Taking of a Motor Vehicle



Theft From a Motor Vehicle

Enfield has seen a **4.4% decrease** in theft from a motor vehicle offences in the 12 months up to the year ending July 2023 (3,075 offences in 2021/22, 2,939 offences in 2022/23).

London saw a **3.6% decrease** in the same period (65,251 offences in 2021/22, 62,932 offences in 2022/23).

August 2021 reported 62 less offences compared to August 2022. September to December 2021 saw a slightly higher level of offences compared to the same period in 2022. March 2023 saw an increase in the number of reported offences compared to the previous year (67 more offences). April 2023 saw a reduction in the number of reported offences. July 2023 has reported 2 less offences compared to July 2022.

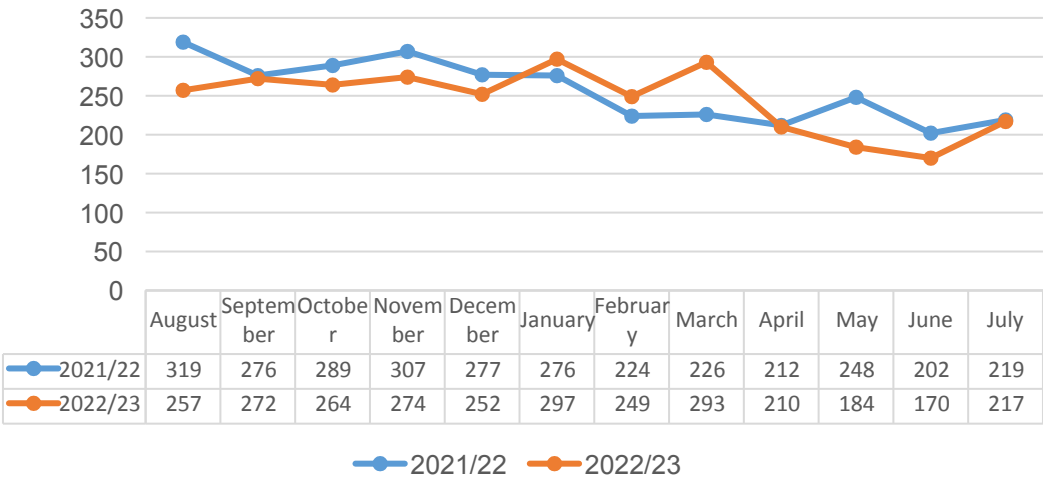
Theft or Taking of a Motor Vehicle

Enfield has seen a **13.0% increase** in theft or taking of a motor vehicle offences in the 12 months up to the year ending July 2023 (1,749 offences in 2021/22, 1,976 offences in 2022/23).

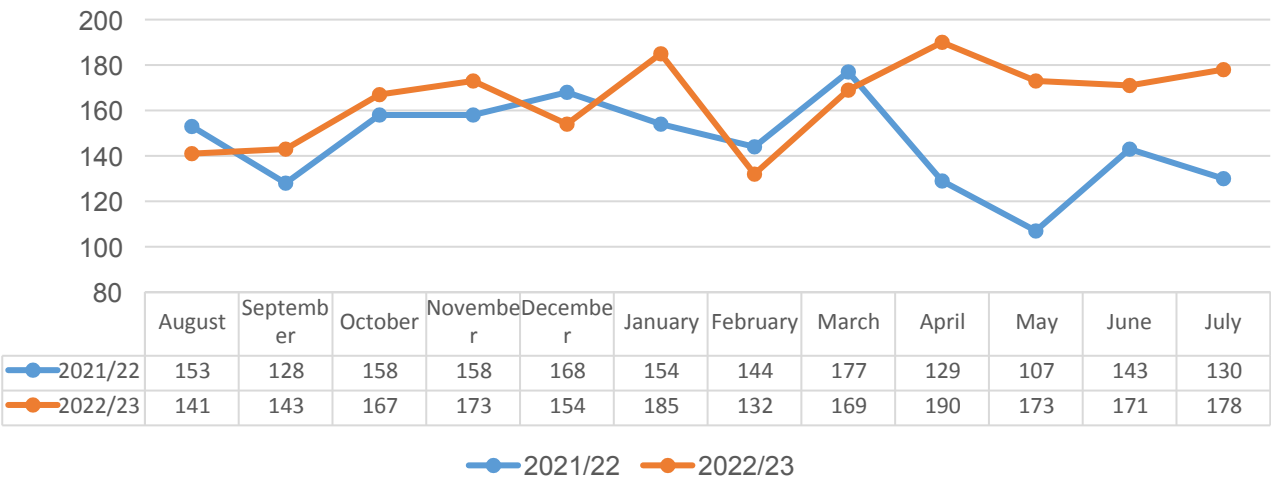
Since February 2023, Enfield has experienced a steady rise in the number of recorded offences for the theft or taking of a motor vehicle with levels surpassing the highest volume recorded in March 2022 with April 2023 reporting 190 offences. July 2023 reported 178 offences, 48 more than in July 2022.

The rise in theft or taking of a motor vehicle offences in Enfield is reflective of the situation in the capital with London also experiencing a **8.7% increase** in this type of offence.

Number of Theft from a Motor Vehicle offences by month



Number of Theft or Taking of a Motor Vehicle offences by month





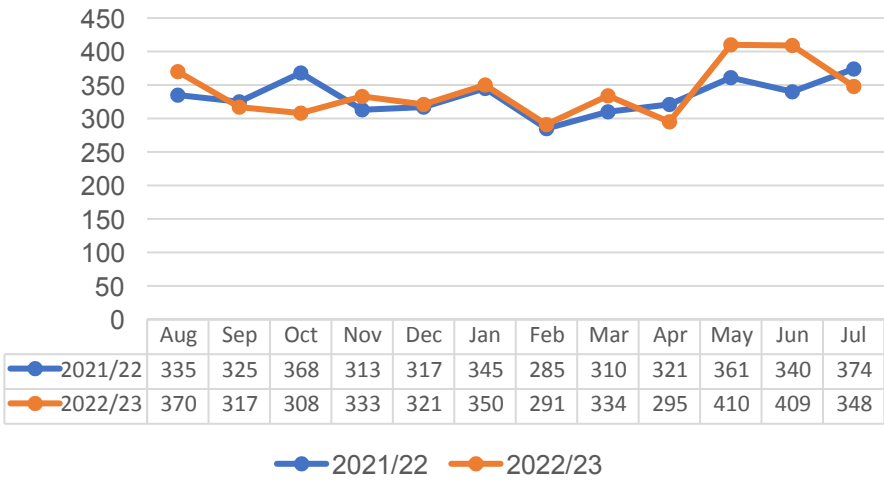
Domestic Abuse Incidents

In the year ending July 2023 there were 4,806 Domestic Abuse Incidents in Enfield, compared to 3,994 in the previous year, an increase of **2.3%**.

May 2023 saw a rise in the number of reported domestic abuse incidents from 295 cases reported in April 2023 to 410 in May 2023, an increase of 115 incidents. However, July 2023 has reported a decrease in the number of reported DA incidents with 348 offences, 26 less offences compared to July 2022.

Over the same period, London has experienced a 0.7% increase in domestic abuse offences (96,251 in 2021/22, 96,911 in 2022/23).

Number of Domestic Abuse offences by month



	Aug-22	Sep-22	Oct-22	Nov-22	Dec-22	Jan-23	Feb-23	Mar-23	Apr-23	May-23	Jun-23	Jul-23	Total
Upper Edmonton	41	49	42	22	21	45	17	22	29	30	41	32	391
Brimsdown	33	29	19	35	35	33	21	25	22	27	16	47	342
Enfield Lock	18	15	34	20	34	39	24	41	25	37	17	36	340
Haselbury	27	26	15	19	27	20	28	31	16	35	34	22	300
Jubilee	29	15	30	20	20	16	19	17	18	46	35	23	288
Edmonton Green	24	17	16	22	13	11	26	21	31	32	36	34	283
Lower Edmonton	18	19	11	24	12	26	28	18	23	31	39	28	277
Ponders End	30	17	23	35	21	11	16	16	35	22	31	10	267
Whitewebbs	29	18	12	23	15	32	21	14	17	23	27	13	244
Carterhatch	31	17	16	16	15	13	13	29	19	27	21	15	232
Bullsmoor	20	24	18	11	22	15	9	18	16	11	40	23	227
Southbury	24	21	20	18	17	14	19	21	13	22	18	15	222
Bowes	14	24	17	13	19	20	20	10	13	12	28	9	199
New Southgate	17	12	10	4	12	17	12	9	16	21	13	8	151
Town	12	12	10	15	2	11	23	12	8	12	19	13	149
Palmers Green	2	12	8	12	16	15	13	14	13	5	18	16	144
Edmonton Green Town Centre	6	15	8	10	15	19	15	4	11	18	14	4	139
Bush Hill Park	13	13	15	11	8	18	6	10	6	15	10	12	137
Highfield	14	11	8	7	11	13	9	8	9	16	12	13	131
Southgate	11	7	7	10	16	4	7	9	5	12	13	8	109
Cockfosters	8	9	7	13	5	7	6	16	5	8	11	8	103
Ridgeway	11	10	9	8	10	2	4	8	5	11	9	9	96
Winchmore Hill	8	3	4	10	6	8	7	0	6	25	9	8	94
Arnos Grove	6	4	5	6	9	7	7	2	0	9	6	7	68
Oakwood	4	1	5	12	5	2	4	4	5	4	6	15	67
Grange Park	2	7	2	4	8	5	2	5	4	4	3	3	49

The top 5 safer neighbourhood areas in 2022/23 were: Upper Edmonton, Brimsdown, Enfield Lock, Haselbury and Jubilee. In July 2023 Brimsdown reported 47 domestic abuse offences.
*not all domestic abuse offences disclosed a safer neighbourhood area location

Priority 8: Domestic Abuse, Sexual and Rape Offences

Domestic Abuse Incidents and Domestic Abuse VWI Offences

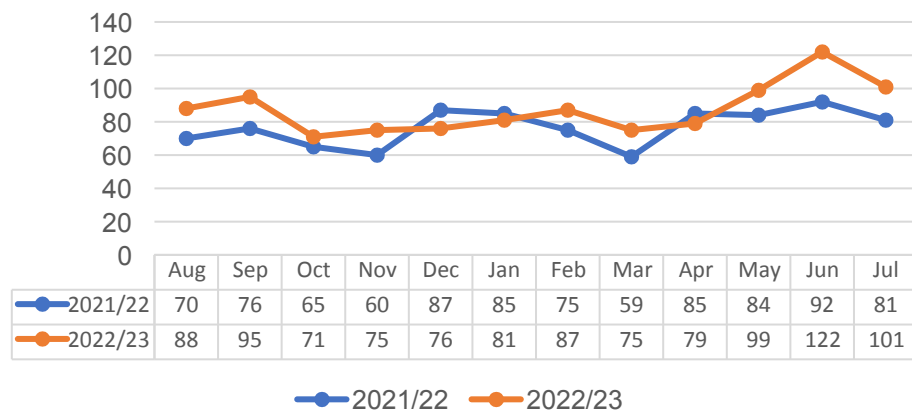
Domestic Abuse VWI Offences

Enfield saw a **14.1% increase** in domestic abuse violence with injury offences up to the year ending July 2023 when compared to the previous 12 months.

The number of recorded offences in the summer months of 2022 were higher than those recorded in 2021. February and March 2023 reported higher levels of domestic abuse violence with injury offences when compared to the same period in 2022. Since April 2023 there has been a rise in domestic abuse violence with injury offences with July 2023 reporting 101 offences (20 offences higher than July 2022).

London saw a **4.1% increase** in domestic abuse violence with injury offences (22,722 offences in 2021/22, 23,655 in 2022/23).

Number of Domestic abuse violence with injury offences by month



	Aug-22	Sep-22	Oct-22	Nov-22	Dec-22	Jan-23	Feb-23	Mar-23	Apr-23	May-23	Jun-23	Jul-23	Total
Upper Edmonton	11	14	11	5	4	10	3	5	8	6	8	5	90
Brimsdown	5	7	3	6	5	6	4	3	7	7	3	13	69
Enfield Lock	3	4	10	4	9	6	4	8	4	5	1	8	66
Jubilee	7	2	6	6	4	4	3	4	4	12	9	5	66
Haselbury	4	4	3	2	7	5	7	7	2	10	10	2	63
Lower Edmonton	3	5	2	3	2	5	7	4	6	5	9	7	58
Bullsmoor	5	8	5	2	7	4	1	4	3	0	9	8	56
Edmonton Green	3	3	2	7	3	2	4	1	8	5	8	8	54
Carterhatch	6	5	5	1	3	3	3	5	2	7	4	5	49
Whitewebbs	7	3	1	3	3	2	8	3	4	6	7	2	49
Ponders End	4	3	1	8	2	1	4	2	7	2	8	2	44
Bowes	2	6	5	2	4	4	4	1	2	3	9	1	43
Southbury	3	7	0	4	4	2	3	6	3	3	4	3	42
New Southgate	3	4	3	0	2	6	4	2	4	6	2	1	37
Palmers Green	0	3	2	2	3	4	4	2	3	1	5	4	33
Edmonton Green Town Centre	2	2	2	3	3	5	4	1	2	3	4	1	32
Town	1	3	2	3	1	0	7	2	3	1	5	4	32
Highfield	5	2	0	1	2	2	2	1	2	4	2	4	27
Bush Hill Park	2	3	2	0	1	5	2	1	0	1	3	3	23
Winchmore Hill	1	0	1	0	0	2	3	0	1	8	2	3	21
Southgate	2	1	2	1	2	0	1	1	1	2	2	2	17
Cockfosters	1	1	0	3	0	1	0	2	0	2	4	2	16
Ridgeway	1	4	2	1	1	0	0	2	1	1	1	2	16
Arnos Grove	1	1	0	1	4	0	0	0	0	1	1	2	11
Oakwood	1	0	0	4	1	0	1	1	0	0	1	2	11
Grange Park	0	0	0	0	0	0	1	1	0	0	0	0	2

The top 5 safer neighbourhood areas in 2022/23 were: Upper Edmonton, Brimsdown, Enfield Lock, Jubilee and Haselbury. In July 2023 Brimsdown neighbourhood area saw 13 domestic abuse violence with injury offences.

*not all domestic abuse violence with injury offences disclosed a safer neighbourhood area location

Priority 8: Domestic Abuse, Sexual and Rape Offences

Sexual Offences and Rape Offences



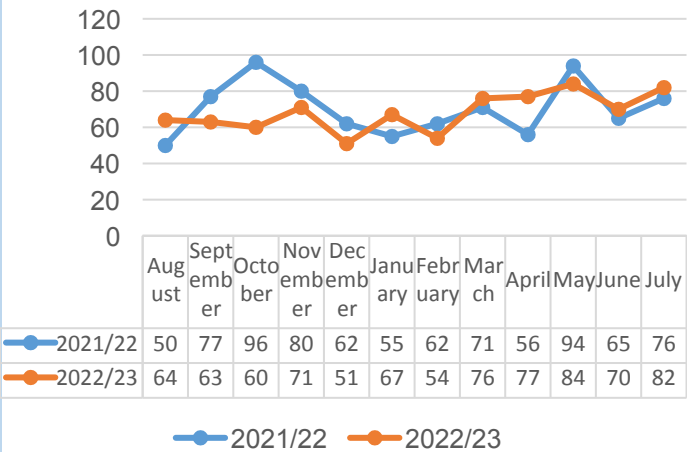
Sexual Offences

In the 12 month period up to July 2023, there has been a **3.0% decrease** in the number of sexual offences when compared to the previous 12 months (844 offences in 2021/22, 819 offences in 2022/23).

London also experienced a **4.2% decrease** in the same period (25,592 offences in 2021/22, 24,509 offences in 2022/23)

Enfield experienced the highest number of sexual offences in October 2021 with 96 recorded incidents. July 2023 reported 82 offences, an increase of 6 cases when compared to July 2022.

Number of Sexual Offences by month



Rape Offences

As with sexual offences, rape offences in Enfield have also **decreased** during the 12 month period up to July 2023 by **11.9%** (352 offences in 2021/22, 310 offences in 2022/23).

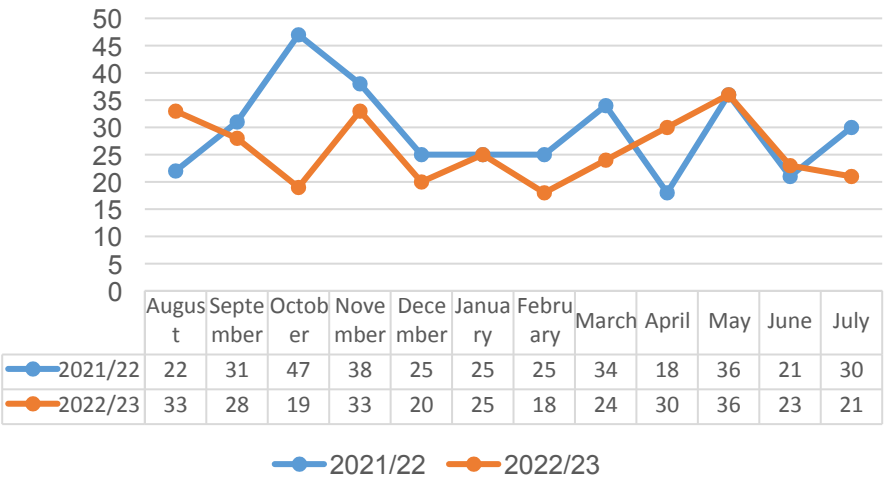
London has also seen a **decrease of 3.9%** in the same 12 month period (9,345 offences in 2021/22, 8,977 offences in 2022/23).

In line with the pattern seen in overall sexual offences, the highest volume of rape offences was reported in October 2021. December 2022 to March 2023 saw less offences reported compared to the same period the previous year. April 2023 saw 12 more offences compared to April 2022. Since May 2023 there has been a reduction in the number of offences with July 2023 reporting 9 less offences than July 2022.

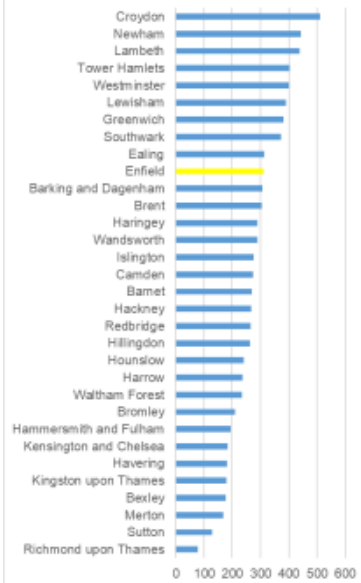
In terms of volume, Enfield is ranked the **10th highest** out of the 32 London boroughs for rape offences.

When taking into account the population of the boroughs, Enfield is ranked **17th highest** (rate per 1000 population) compared to the other 32 London boroughs.

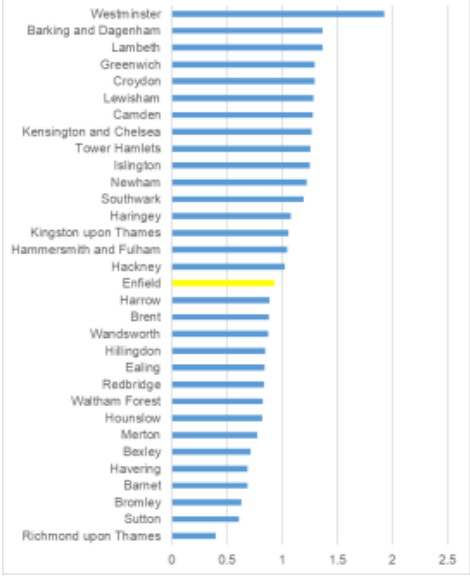
Number of Rape offences by month



Number of Rape offences by borough



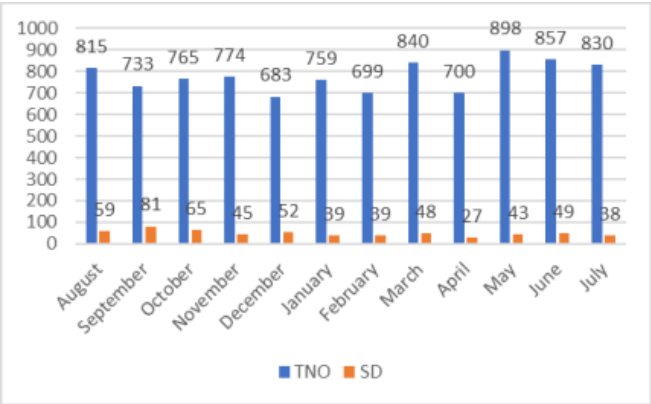
Rate of Rape offences by borough



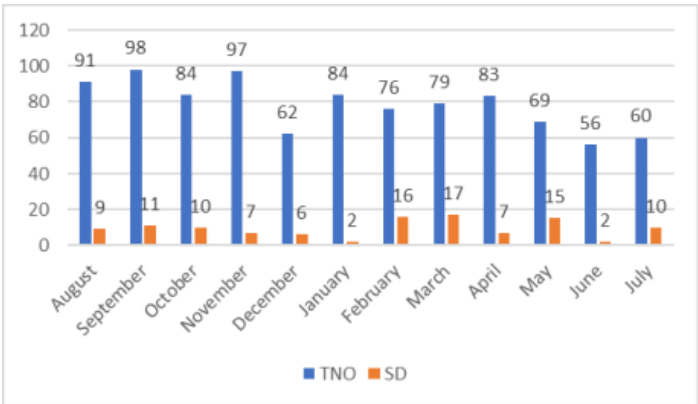
Sanction Detections



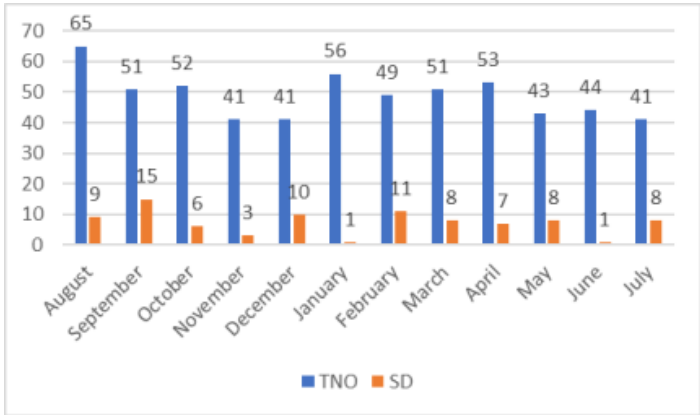
Violence Against the Person – 6.3%



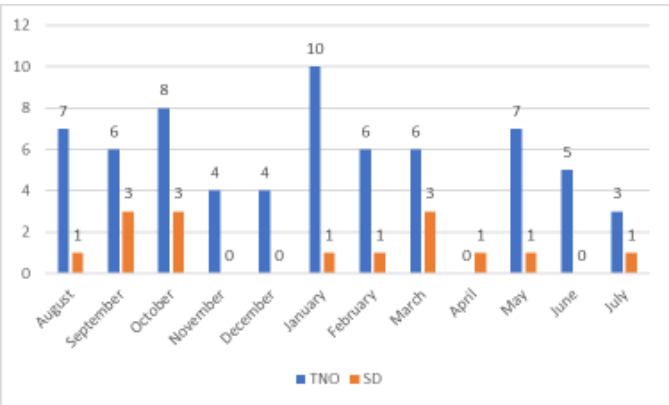
Robbery – 11.9%



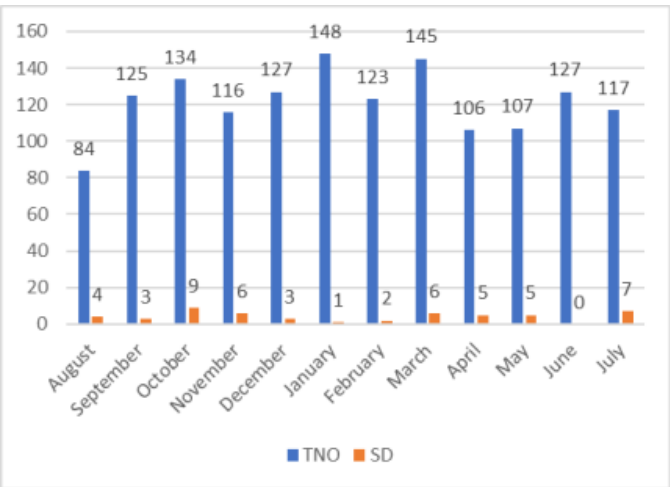
Knife Crime – 14.8%



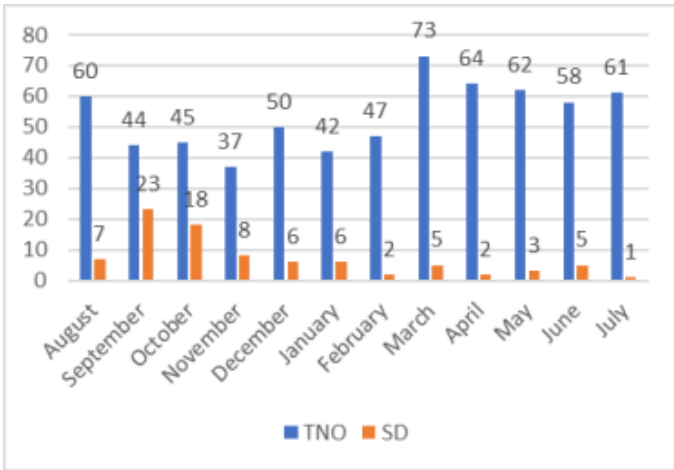
Gun Crime – 22.7%



Residential Burglary – 3.5%

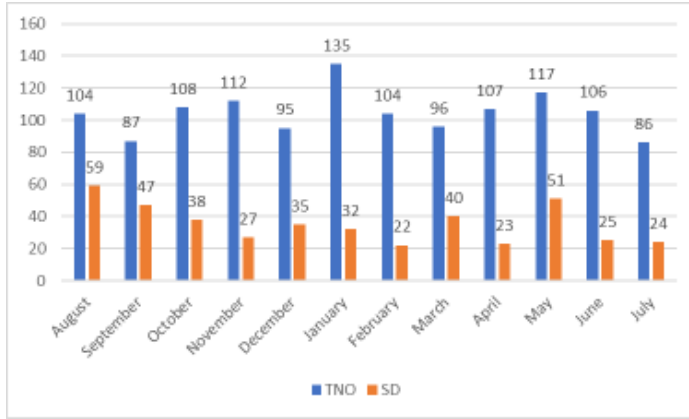


Hate Crime – 13.4%

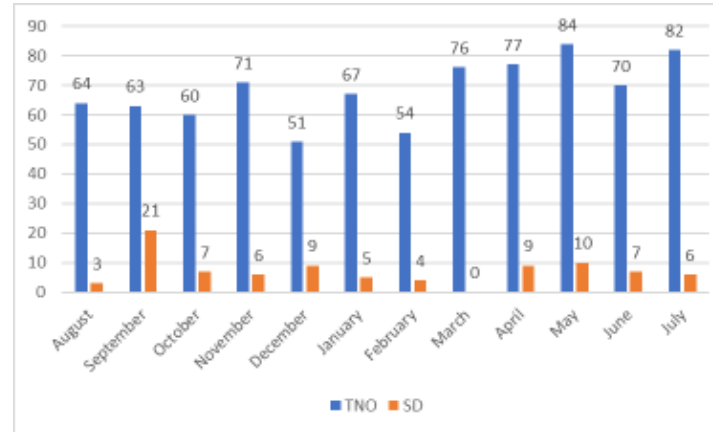


Sanction Detections

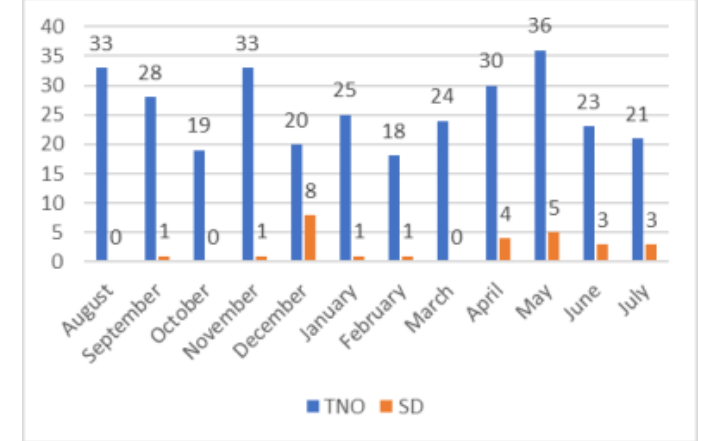
Drug Offences – 33.7%



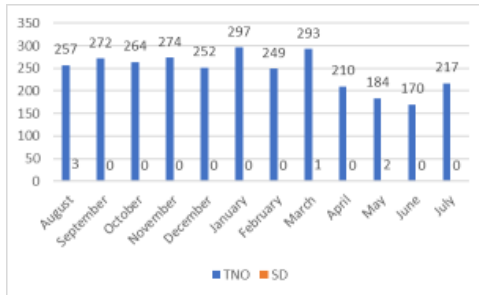
Sexual Offences – 10.6%



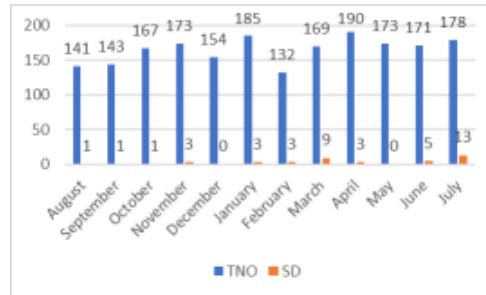
Rape Offences – 8.7%



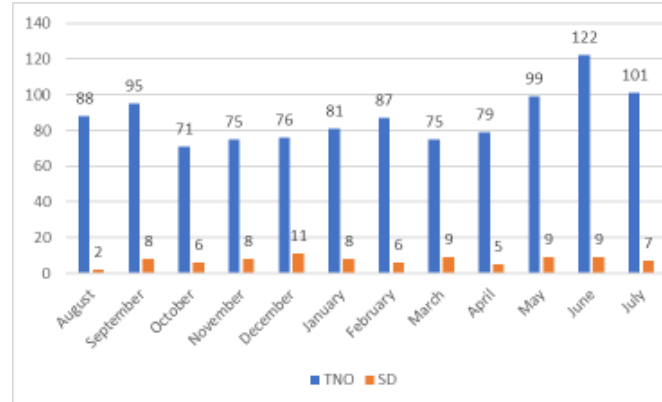
TFMV – 0.2%



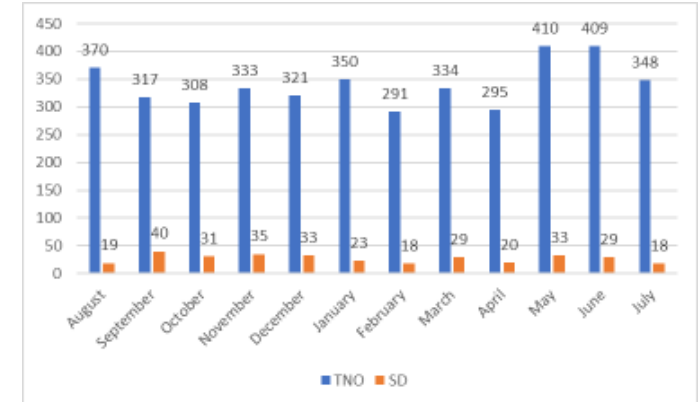
TOMV – 2.1%



Domestic Abuse VWI Offences – 8.4%



Domestic Abuse Offences – 8.0%



This page is intentionally left blank